

Signify Classified - Internal
Cooper Lighting Solutions Photometric Lab
1121 Highway 74 South
Peachtree City, GA 30269



Scaled data based on original data using
LM-79-08 Approved Method: Electrical and Photometric Measurements of Solid-
State Lighting Products

Test Report Prepared for
Cooper Lighting Solutions
(formerly Eaton)

Brand: INVUE

Report Number: P868424

Luminaire Tested: **EMM2-HTN-SA1A-730-U-T2R-HSS**

Issue Date: 08/22/2024



Test Information

Test Method: LM-79-08
Report Number: P868424
Test Lab: INNOVATION CENTER(G3)
Issue Date: 08/22/2024
Manufacturer: COOPER LIGHTING SOLUTIONS (FORMERLY EATON)
Product Line: INVUE
Catalog Number: EMM2-HTN-SA1A-730-U-T2R-HSS
Description: EPIC MODERN TALL HOUSING DISCRETE LED ARRAYS 40W 70CRI 3000K
FIXTURE w/ TYPE II ROADWAY DISTRIBUTION OPTIC AND HOUSE SIDE SHIELD
Light Source: (10) 3000K CCT, 70 CRI LEDS
Ballast/Driver: ELECTRONIC DRIVER

Summary

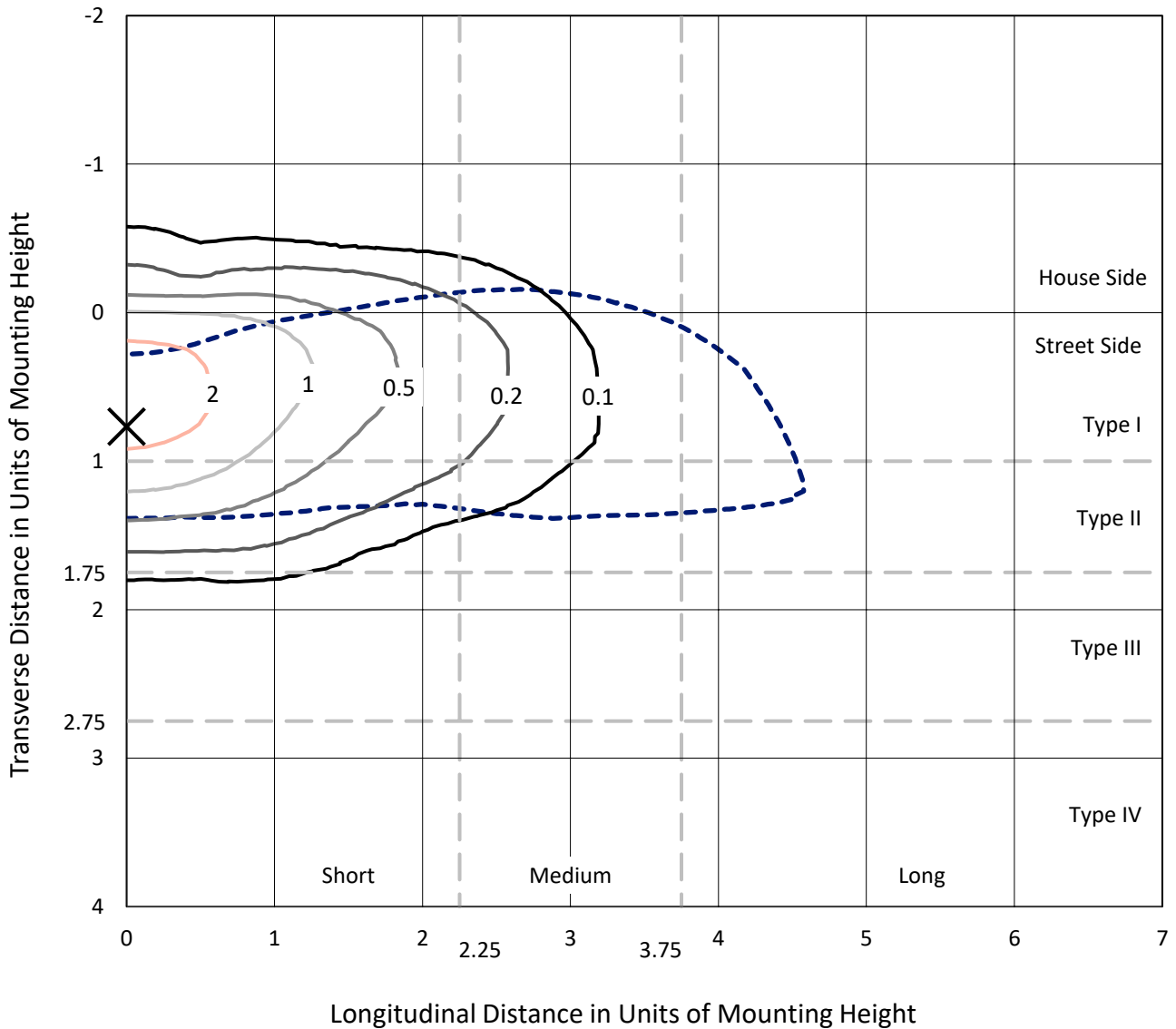
Lumens per Lamp: N/A
Luminaire Lumens: 3339 lumens
Efficiency: N/A
Efficacy: 101.8 lumens/watt
Luminous Opening: Rectangular (W 0.33' x L: 0.33' x H: 0')
IES Classification: Type II - Short
BUG Rating: B1 - U0 - G1

Input Watts (W): 32.8
Input Voltage (V): 120
Input Current (A_{in}): NR
Voltage Rise (V): NR
Power Factor: 0.99
Total Harmonic Distortion (THDi): 9.76%
Frequency (hertz): 60
Stabilization Time: NR
Operation Time: NR
Ambient Temperature (°C): NR
Test Distance: 24 FT

REPORT NUMBER: P868424
 CATALOG NUMBER: EMM2-HTN-SA1A-730-U-T2R-HSS

Iso-Footcandle Lines of Horizontal Illumination

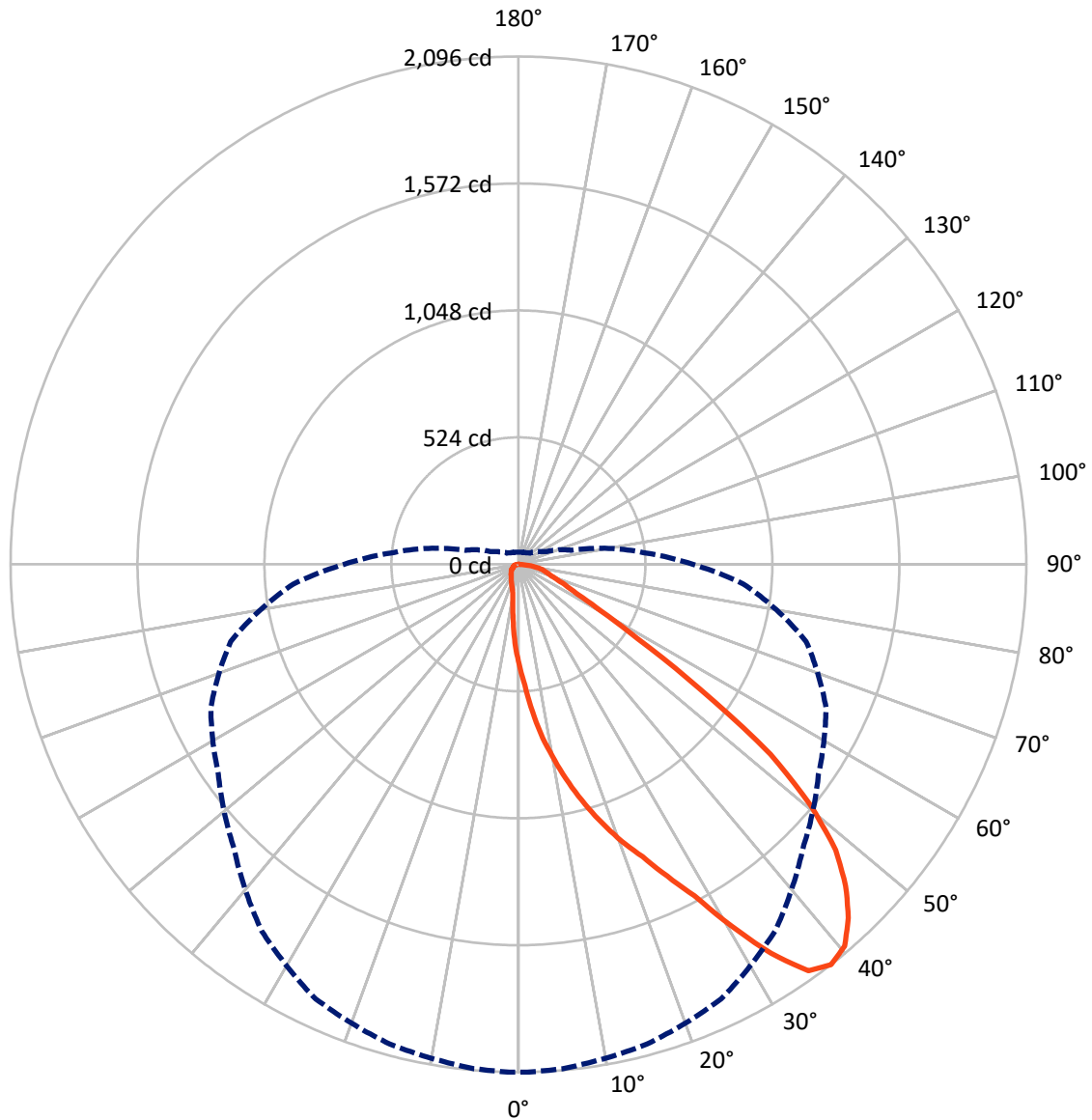
× Max cd
 - - - 1/2 Max cd



Based on 20 foot mounting height. Maximum calculated value = 2.9 fc
 Type II - Short - N/A

REPORT NUMBER: P868424
CATALOG NUMBER: EMM2-HTN-SA1A-730-U-T2R-HSS

Luminous Intensity Polar Plot



— Vertical Plane Through 0-Deg Lateral - - - Horizontal Cone Through 37.5-Deg Vertical

REPORT NUMBER: P868424

CATALOG NUMBER: EMM2-HTN-SA1A-730-U-T2R-HSS

FLUX DISTRIBUTION:

		Downward	Upward	Total
House Side	Lumens	398.2	0.0	398.2
	% Fixture	11.9	0.0	11.9
Street Side	Lumens	2940.7	0.0	2940.7
	% Fixture	88.1	0.0	88.1
Total	Lumens	3339.0	0.0	3339.0
	% Fixture	100.0	0.0	100.0

Coefficient of Utilization

ZONAL LUMENS:

Zone	Lumens	% Fixture
0°-10°	41.5	1.2
10°-20°	145.1	4.3
20°-30°	299.4	9.0
30°-40°	526.8	15.8
40°-50°	715.2	21.4
50°-60°	708.6	21.2
60°-70°	545.5	16.3
70°-80°	316.6	9.5
80°-90°	40.3	1.2
90°-100°	0.0	0.0
100°-110°	0.0	0.0
110°-120°	0.0	0.0
120°-130°	0.0	0.0
130°-140°	0.0	0.0
140°-150°	0.0	0.0
150°-160°	0.0	0.0
160°-170°	0.0	0.0
170°-180°	0.0	0.0
0°-90°	3339.0	100.0
0°-180°	3339.0	100.0



REPORT NUMBER: P868424

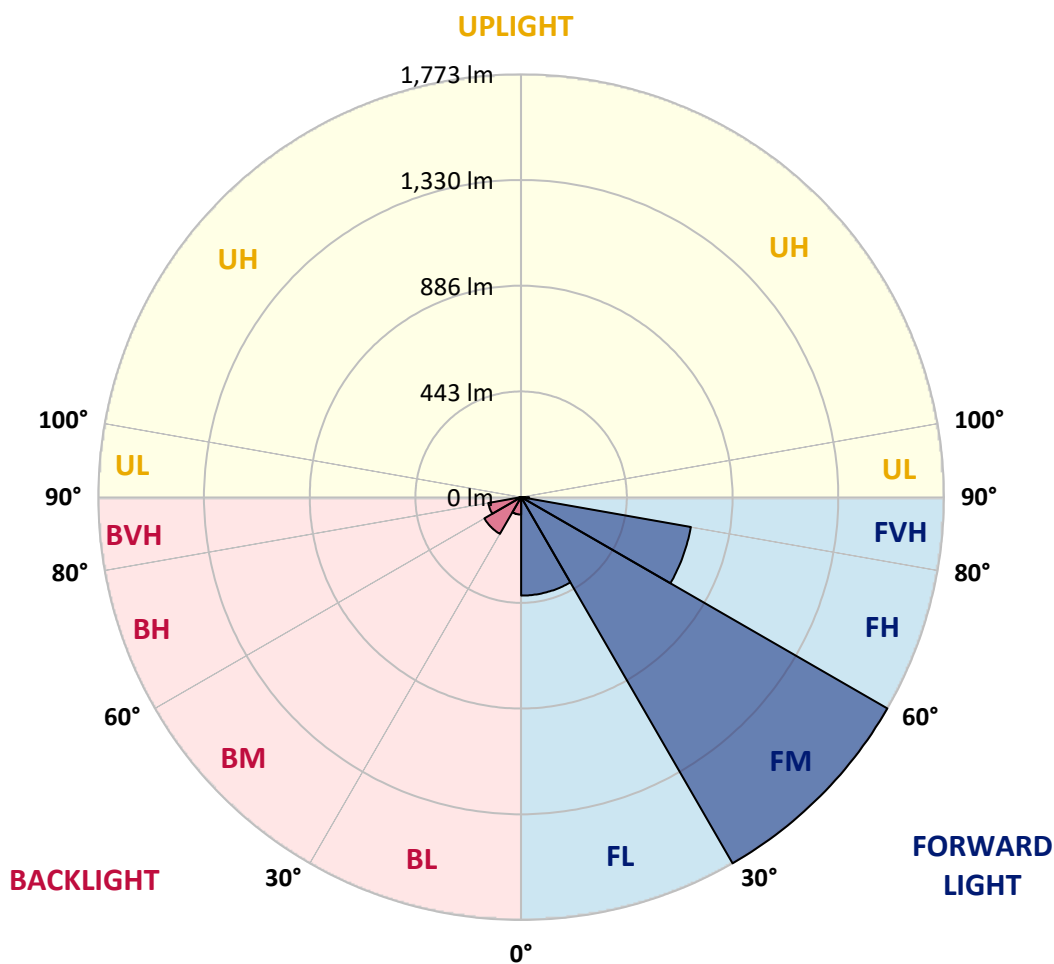
CATALOG NUMBER: EMM2-HTN-SA1A-730-U-T2R-HSS

LUMINAIRE CLASSIFICATION SYSTEM LUMEN TABLE AND BUG RATING:

Zone	Lumens	% Fixture	Zone Rating/Lumen Limit		
			B	U	G
FL (0°-30°)	412.8	12.4			
FM (30°-60°)	1772.7	53.1			
FH (60°-80°)	722.4	21.6			G1/1800
FVH (80°-90°)	32.8	1.0			G1/100
BL (0°-30°)	73.2	2.2	B0/110		
BM (30°-60°)	177.9	5.3	B0/220		
BH (60°-80°)	139.7	4.2	B1/500		G1/500
BVH (80°-90°)	7.4	0.2			G0/10
UL (90°-100°)	0.0	0.0		U0/0	
UH (100°-180°)	0.0	0.0		U0/0	

BUG Rating: B1-U0-G1

Type II Short





REPORT NUMBER: P868424

CATALOG NUMBER: EMM2-HTN-SA1A-730-U-T2R-HSS

CANDELA DISTRIBUTION (FULL):

	0°	1°	5°	15°	25°	35°	45°	55°	65°	75°	85°
0°	413.7	413.7	413.7	413.7	413.7	413.7	413.7	413.7	413.7	413.7	413.7
2.5°	498.5	506.0	500.4	495.7	489.2	482.7	473.4	463.1	450.1	434.2	420.3
5°	611.3	615.0	613.2	610.4	589.9	570.3	550.7	526.5	493.0	463.1	431.5
7.5°	724.1	722.2	717.5	709.1	690.5	668.1	632.7	592.7	545.1	493.0	443.6
10°	822.8	825.6	821.9	808.9	785.6	754.8	711.9	666.3	602.0	529.3	460.3
12.5°	926.3	928.1	928.1	900.2	884.3	836.8	791.1	729.6	657.9	574.0	479.9
15°	1027.8	1024.1	1024.1	1005.5	977.5	924.4	873.2	798.6	717.5	616.0	502.3
17.5°	1124.8	1126.6	1118.2	1097.7	1070.7	1019.5	956.1	874.1	776.2	666.3	525.6
20°	1220.7	1215.1	1211.4	1190.9	1162.0	1101.5	1040.9	947.7	845.2	723.1	558.2
22.5°	1310.2	1313.0	1303.7	1271.1	1244.0	1189.1	1120.1	1034.4	917.9	780.0	593.6
25°	1425.7	1416.4	1424.8	1385.7	1343.7	1278.5	1200.2	1115.4	997.1	849.9	637.4
27.5°	1548.8	1554.3	1549.7	1506.8	1450.0	1362.4	1280.4	1190.0	1077.2	916.0	686.8
30°	1732.3	1729.5	1730.5	1666.2	1572.0	1467.7	1367.0	1268.3	1157.4	997.1	744.6
32.5°	1914.0	1924.3	1899.1	1842.3	1734.2	1576.7	1453.7	1343.7	1234.7	1067.0	803.3
35°	2060.3	2057.5	2047.3	1983.9	1876.8	1723.9	1552.5	1427.6	1316.7	1152.7	868.5
37.5°	2095.8	2095.8	2089.2	2050.1	1979.3	1846.9	1659.6	1511.5	1400.6	1229.1	931.9
40°	2072.5	2067.8	2064.1	2038.0	1999.8	1921.5	1772.4	1598.1	1490.0	1327.9	1001.8
42.5°	1996.0	1997.0	1992.3	1977.4	1956.9	1927.1	1842.3	1690.4	1577.6	1421.1	1070.7
45°	1893.5	1895.4	1889.8	1888.0	1877.7	1877.7	1858.1	1763.1	1660.6	1516.1	1146.2
47.5°	1762.1	1761.2	1758.4	1753.8	1774.3	1796.6	1814.3	1804.1	1734.2	1618.6	1214.2
50°	1561.8	1559.9	1568.3	1591.6	1641.9	1691.3	1743.5	1792.0	1787.3	1713.7	1296.2
52.5°	1301.8	1289.7	1299.0	1370.8	1474.2	1584.2	1657.8	1734.2	1814.3	1814.3	1377.3
55°	910.4	920.7	926.3	1031.6	1235.6	1424.8	1554.3	1653.1	1804.1	1894.5	1466.7
57.5°	579.6	583.3	600.1	713.8	953.3	1190.0	1419.2	1581.4	1765.9	1961.6	1556.2
60°	390.4	377.4	390.4	455.7	685.8	933.7	1220.7	1491.0	1710.9	2010.0	1655.0
62.5°	275.8	274.9	278.6	316.8	489.2	701.7	971.9	1368.9	1667.1	2012.8	1728.6
65°	222.7	216.2	219.0	240.4	328.0	514.4	712.9	1148.1	1628.0	1963.4	1764.9
67.5°	178.9	176.1	178.0	192.0	246.0	386.7	502.3	873.2	1545.0	1879.6	1744.4
70°	146.3	147.2	148.2	162.1	195.7	292.6	358.8	599.2	1368.0	1784.5	1652.2
72.5°	126.7	126.7	127.7	137.0	164.0	232.0	271.2	389.5	1107.1	1682.0	1482.6
75°	111.8	111.8	111.8	120.2	139.8	186.4	210.6	266.5	794.9	1491.9	1226.3
77.5°	96.9	97.8	97.8	105.3	120.2	145.4	162.1	184.5	506.9	1152.7	928.1
80°	74.5	74.5	75.5	83.9	102.5	113.7	119.3	130.5	266.5	724.1	588.9
82.5°	52.2	53.1	53.1	54.0	69.0	69.9	64.3	65.2	96.9	240.4	223.6
85°	5.6	6.5	7.5	7.5	12.1	14.9	15.8	14.9	15.8	28.0	28.0
87.5°	0.0	0.0	0.0	0.0	0.9	1.9	1.9	2.8	2.8	2.8	2.8
90°	0.0	0.0	0.0	0.0	0.0	0.0	0.0	0.0	0.0	0.0	0.0



REPORT NUMBER: P868424

CATALOG NUMBER: EMM2-HTN-SA1A-730-U-T2R-HSS

CANDELA DISTRIBUTION (continued):

	90°	95°	105°	115°	125°	135°	145°	155°	165°	175°	180°
0°	413.7	413.7	413.7	413.7	413.7	413.7	413.7	413.7	413.7	413.7	413.7
2.5°	412.8	406.3	392.3	380.2	369.0	359.7	353.2	344.8	338.3	338.3	342.0
5°	415.6	400.7	371.8	344.8	323.4	302.9	284.2	272.1	262.8	257.2	257.2
7.5°	419.3	397.0	353.2	312.2	278.6	246.0	217.1	203.1	189.2	184.5	185.4
10°	426.8	395.1	336.4	283.3	233.0	192.0	164.0	149.1	141.6	137.9	137.9
12.5°	435.2	395.1	318.7	250.7	192.0	150.0	133.3	122.1	118.3	116.5	114.6
15°	446.4	397.0	303.8	216.2	156.6	126.7	114.6	108.1	104.4	102.5	102.5
17.5°	459.4	398.8	287.9	188.2	133.3	111.8	102.5	97.8	94.1	92.3	92.3
20°	476.2	403.5	272.1	163.1	116.5	102.5	94.1	89.5	85.7	84.8	83.9
22.5°	496.7	411.0	256.3	142.6	105.3	93.2	85.7	82.0	79.2	77.3	77.3
25°	520.9	420.3	244.1	127.7	96.9	86.7	80.1	75.5	72.7	71.8	71.8
27.5°	554.5	436.1	232.0	116.5	90.4	80.1	73.6	69.9	67.1	66.2	65.2
30°	586.1	455.7	226.4	113.7	85.7	74.5	69.9	65.2	62.4	61.5	60.6
32.5°	627.1	478.0	222.7	113.7	83.9	70.8	65.2	61.5	58.7	57.8	56.8
35°	670.9	504.1	222.7	117.4	84.8	68.0	61.5	57.8	55.0	53.1	53.1
37.5°	718.5	530.2	224.6	123.0	87.6	66.2	57.8	54.0	51.3	50.3	50.3
40°	768.8	565.6	228.3	127.7	90.4	65.2	54.0	51.3	48.5	46.6	46.6
42.5°	815.4	593.6	234.8	133.3	92.3	64.3	51.3	48.5	45.7	44.7	44.7
45°	869.4	624.3	240.4	137.0	92.3	61.5	48.5	45.7	43.8	42.9	41.9
47.5°	912.3	649.5	243.2	138.8	90.4	58.7	45.7	43.8	41.9	40.1	41.0
50°	964.5	676.5	247.9	139.8	86.7	55.0	43.8	41.0	39.1	38.2	38.2
52.5°	1014.8	703.6	251.6	137.9	82.0	50.3	41.0	39.1	37.3	35.4	35.4
55°	1074.4	733.4	257.2	135.1	74.5	45.7	38.2	36.3	33.5	32.6	31.7
57.5°	1142.5	772.5	261.9	129.5	65.2	41.0	36.3	33.5	29.8	28.0	28.0
60°	1204.9	817.2	265.6	115.6	56.8	38.2	33.5	30.8	27.0	26.1	26.1
62.5°	1272.0	863.8	265.6	91.3	48.5	34.5	31.7	28.9	25.2	24.2	24.2
65°	1318.6	905.8	257.2	68.0	41.0	32.6	30.8	27.0	23.3	22.4	22.4
67.5°	1331.6	931.9	233.9	48.5	35.4	30.8	28.9	25.2	22.4	20.5	20.5
70°	1289.7	911.4	191.0	37.3	30.8	28.0	26.1	23.3	20.5	19.6	19.6
72.5°	1169.5	833.1	142.6	31.7	27.0	26.1	24.2	21.4	19.6	18.6	18.6
75°	979.4	692.4	100.6	28.0	25.2	23.3	21.4	19.6	17.7	17.7	17.7
77.5°	741.8	500.4	62.4	25.2	21.4	21.4	19.6	17.7	16.8	15.8	15.8
80°	479.0	315.9	35.4	17.7	14.9	15.8	14.0	12.1	12.1	11.2	11.2
82.5°	203.1	124.9	18.6	10.3	7.5	6.5	4.7	4.7	3.7	3.7	3.7
85°	20.5	7.5	3.7	2.8	2.8	1.9	1.9	1.9	1.9	0.9	0.9
87.5°	2.8	2.8	2.8	1.9	1.9	1.9	0.9	0.9	0.9	0.9	0.9
90°	0.0	0.0	0.0	0.0	0.0	0.0	0.0	0.0	0.0	0.0	0.0

LM-79-2019: Approved Method: Electrical and Photometric Measurements of Solid-
State Lighting Products

Report Prepared for

Cooper Lighting Solutions

Streetworks

Report Number: SP1-2407-157-4

Test Date: 08/07/2024

Luminaire Tested: MEM2-HTN-SA-40-730-U-5WQ-2

Data in this report applies to families of products including MEM2-HTN-SA-40-730-U-5WQ-2

Test Information

Test Method: LM-79-2019
 Report Number: SP1-2407-157-4
 Test Lab: COOPER LIGHTING SOLUTIONS
 Photometer: SP1 - 76IN SPHERE
 Measurement Geometry: 4π
 Issue Date: 08/20/2024
 Manufacturer: COOPER LIGHTING SOLUTIONS
 Product Line: Streetworks
 Catalog Number: **MEM2-HTN-SA-40-730-U-5WQ-2**
 Description: Epic Modern Light Square 40W 5WQ Optic and Flare Trim

Spectral Parameters

CCT (K): 3057
 CIE u': 0.2487
 CIE v': 0.5199
 Duv: -0.0002
 CIE x: 0.4326
 CIE y: 0.4020
 CIE z: 0.1654
 Peak Wavelength (nm): 593
 Dominant Wavelength (nm): 582
 Purity: 50.50735
 Rf: 74.6
 Rg: 94

CRI (Ra):	71.7		
R1:	68.1	R9:	-34.8
R2:	82.0	R10:	58.5
R3:	93.5	R11:	62.5
R4:	67.5	R12:	47.5
R5:	67.2	R13:	70.7
R6:	74.9	R14:	96.4
R7:	77.4	R15:	60.0
R8:	43.1		



Test Conditions

Stabilization Time: 21M
 Operation Time: 1H 21M
 Sphere Temperature (°C): 24.2

REPORT NUMBER: SP1-2407-157-4

Measurement and Test Equipment			
Instrument	Identification Number	Calibration Date	Calibration Due Date
Photometer	IN0058	6/18/2024	12/18/2024
Power Meter	INXT2011004	2/8/2024	2/8/2025
AC Power Source	IN0063	10/24/2023	10/24/2024
DC Power Source	IN0208	10/24/2023	10/24/2024
Sphere Thermometer	IN0085	10/24/2023	10/24/2024
Room Thermometer	IN0046	10/24/2023	10/24/2024

REPORT NUMBER: SP1-2407-157-4

CIE 1931 Chromaticity Diagram



CIE 1931 Chromaticity Diagram with 2017 ANSI 7-Step and 4-Step Quadrangles



Point lies inside the ANSI 3000K 4-step quadrangle

REPORT NUMBER: SP1-2407-157-4

Photopic Flux vs. Wavelength



Photopic Lumens: NR

λ (nm)	Power W [^] /nm	Lumens (ϕ /nm)	λ (nm)	Power W [^] /nm	Lumens (ϕ /nm)	λ (nm)	Power W [^] /nm	Lumens (ϕ /nm)	λ (nm)	Power W [^] /nm	Lumens (ϕ /nm)	λ (nm)	Power W [^] /nm	Lumens (ϕ /nm)
360	0	NR	490	104	NR	620	818	NR	750	20	NR	880	1	NR
365	0	NR	495	135	NR	625	755	NR	755	17	NR	885	0	NR
370	0	NR	500	184	NR	630	691	NR	760	15	NR	890	0	NR
375	0	NR	505	247	NR	635	625	NR	765	13	NR	895	0	NR
380	0	NR	510	309	NR	640	561	NR	770	11	NR	900	0	NR
385	0	NR	515	369	NR	645	499	NR	775	9	NR	905	0	NR
390	0	NR	520	419	NR	650	441	NR	780	8	NR	910	0	NR
395	0	NR	525	460	NR	655	388	NR	785	7	NR	915	0	NR
400	1	NR	530	492	NR	660	338	NR	790	6	NR	920	0	NR
405	3	NR	535	524	NR	665	294	NR	795	5	NR	925	0	NR
410	7	NR	540	553	NR	670	253	NR	800	4	NR	930	0	NR
415	15	NR	545	588	NR	675	218	NR	805	4	NR	935	0	NR
420	31	NR	550	625	NR	680	188	NR	810	3	NR	940	0	NR
425	60	NR	555	670	NR	685	161	NR	815	3	NR	945	0	NR
430	107	NR	560	723	NR	690	139	NR	820	3	NR	950	0	NR
435	183	NR	565	780	NR	695	118	NR	825	2	NR	955	0	NR
440	289	NR	570	837	NR	700	100	NR	830	2	NR	960	0	NR
445	460	NR	575	894	NR	705	85	NR	835	2	NR	965	0	NR
450	646	NR	580	942	NR	710	73	NR	840	1	NR	970	0	NR
455	561	NR	585	976	NR	715	62	NR	845	1	NR	975	0	NR
460	331	NR	590	998	NR	720	53	NR	850	1	NR	980	0	NR
465	238	NR	595	1000	NR	725	45	NR	855	1	NR	985	0	NR
470	178	NR	600	990	NR	730	39	NR	860	1	NR	990	0	NR
475	120	NR	605	962	NR	735	33	NR	865	1	NR	995	0	NR
480	96	NR	610	925	NR	740	28	NR	870	1	NR	1000	0	NR
485	95	NR	615	873	NR	745	24	NR	875	1	NR			

REPORT NUMBER: SP1-2407-157-4

Scotopic Flux vs. Wavelength



Scotopic Lumens: NR

S/P: 1.23

λ (nm)	Power W [^] /nm	Lumens (ϕ /nm)	λ (nm)	Power W [^] /nm	Lumens (ϕ /nm)	λ (nm)	Power W [^] /nm	Lumens (ϕ /nm)	λ (nm)	Power W [^] /nm	Lumens (ϕ /nm)	λ (nm)	Power W [^] /nm	Lumens (ϕ /nm)
360	0	NR	490	104	NR	620	818	NR	750	20	NR	880	1	NR
365	0	NR	495	135	NR	625	755	NR	755	17	NR	885	0	NR
370	0	NR	500	184	NR	630	691	NR	760	15	NR	890	0	NR
375	0	NR	505	247	NR	635	625	NR	765	13	NR	895	0	NR
380	0	NR	510	309	NR	640	561	NR	770	11	NR	900	0	NR
385	0	NR	515	369	NR	645	499	NR	775	9	NR	905	0	NR
390	0	NR	520	419	NR	650	441	NR	780	8	NR	910	0	NR
395	0	NR	525	460	NR	655	388	NR	785	7	NR	915	0	NR
400	1	NR	530	492	NR	660	338	NR	790	6	NR	920	0	NR
405	3	NR	535	524	NR	665	294	NR	795	5	NR	925	0	NR
410	7	NR	540	553	NR	670	253	NR	800	4	NR	930	0	NR
415	15	NR	545	588	NR	675	218	NR	805	4	NR	935	0	NR
420	31	NR	550	625	NR	680	188	NR	810	3	NR	940	0	NR
425	60	NR	555	670	NR	685	161	NR	815	3	NR	945	0	NR
430	107	NR	560	723	NR	690	139	NR	820	3	NR	950	0	NR
435	183	NR	565	780	NR	695	118	NR	825	2	NR	955	0	NR
440	289	NR	570	837	NR	700	100	NR	830	2	NR	960	0	NR
445	460	NR	575	894	NR	705	85	NR	835	2	NR	965	0	NR
450	646	NR	580	942	NR	710	73	NR	840	1	NR	970	0	NR
455	561	NR	585	976	NR	715	62	NR	845	1	NR	975	0	NR
460	331	NR	590	998	NR	720	53	NR	850	1	NR	980	0	NR
465	238	NR	595	1000	NR	725	45	NR	855	1	NR	985	0	NR
470	178	NR	600	990	NR	730	39	NR	860	1	NR	990	0	NR
475	120	NR	605	962	NR	735	33	NR	865	1	NR	995	0	NR
480	96	NR	610	925	NR	740	28	NR	870	1	NR	1000	0	NR
485	95	NR	615	873	NR	745	24	NR	875	1	NR			

REPORT NUMBER: SP1-2407-157-4

Melanopic Flux vs. Wavelength



Melanopic Lumens: NR

M/P: 2.27

λ (nm)	Power W [^] /nm	Lumens (φ/nm)	λ (nm)	Power W [^] /nm	Lumens (φ/nm)	λ (nm)	Power W [^] /nm	Lumens (φ/nm)	λ (nm)	Power W [^] /nm	Lumens (φ/nm)	λ (nm)	Power W [^] /nm	Lumens (φ/nm)
360	0	NR	490	104	NR	620	818	NR	750	20	NR	880	1	NR
365	0	NR	495	135	NR	625	755	NR	755	17	NR	885	0	NR
370	0	NR	500	184	NR	630	691	NR	760	15	NR	890	0	NR
375	0	NR	505	247	NR	635	625	NR	765	13	NR	895	0	NR
380	0	NR	510	309	NR	640	561	NR	770	11	NR	900	0	NR
385	0	NR	515	369	NR	645	499	NR	775	9	NR	905	0	NR
390	0	NR	520	419	NR	650	441	NR	780	8	NR	910	0	NR
395	0	NR	525	460	NR	655	388	NR	785	7	NR	915	0	NR
400	1	NR	530	492	NR	660	338	NR	790	6	NR	920	0	NR
405	3	NR	535	524	NR	665	294	NR	795	5	NR	925	0	NR
410	7	NR	540	553	NR	670	253	NR	800	4	NR	930	0	NR
415	15	NR	545	588	NR	675	218	NR	805	4	NR	935	0	NR
420	31	NR	550	625	NR	680	188	NR	810	3	NR	940	0	NR
425	60	NR	555	670	NR	685	161	NR	815	3	NR	945	0	NR
430	107	NR	560	723	NR	690	139	NR	820	3	NR	950	0	NR
435	183	NR	565	780	NR	695	118	NR	825	2	NR	955	0	NR
440	289	NR	570	837	NR	700	100	NR	830	2	NR	960	0	NR
445	460	NR	575	894	NR	705	85	NR	835	2	NR	965	0	NR
450	646	NR	580	942	NR	710	73	NR	840	1	NR	970	0	NR
455	561	NR	585	976	NR	715	62	NR	845	1	NR	975	0	NR
460	331	NR	590	998	NR	720	53	NR	850	1	NR	980	0	NR
465	238	NR	595	1000	NR	725	45	NR	855	1	NR	985	0	NR
470	178	NR	600	990	NR	730	39	NR	860	1	NR	990	0	NR
475	120	NR	605	962	NR	735	33	NR	865	1	NR	995	0	NR
480	96	NR	610	925	NR	740	28	NR	870	1	NR	1000	0	NR
485	95	NR	615	873	NR	745	24	NR	875	1	NR			

Summary

$R_f = 74.6$
 $R_g = 94$
 $CIE R_a = 71.7$
 $R_9 = -34.8$



Color Vector Graphics



Individual Sample Fidelity Index ($R_{f,i}$)

CES01 = 86	CES26 = 65	CES51 = 87	CES76 = 58
CES02 = 62	CES27 = 89	CES52 = 85	CES77 = 76
CES03 = 31	CES28 = 84	CES53 = 77	CES78 = 61
CES04 = 71	CES29 = 68	CES54 = 85	CES79 = 86
CES05 = 49	CES30 = 83	CES55 = 84	CES80 = 83
CES06 = 51	CES31 = 71	CES56 = 74	CES81 = 73
CES07 = 41	CES32 = 64	CES57 = 74	CES82 = 93
CES08 = 40	CES33 = 78	CES58 = 75	CES83 = 91
CES09 = 29	CES34 = 75	CES59 = 85	CES84 = 88
CES10 = 76	CES35 = 87	CES60 = 90	CES85 = 75
CES11 = 59	CES36 = 92	CES61 = 81	CES86 = 64
CES12 = 65	CES37 = 84	CES62 = 89	CES87 = 77
CES13 = 43	CES38 = 92	CES63 = 75	CES88 = 80
CES14 = 74	CES39 = 96	CES64 = 65	CES89 = 67
CES15 = 71	CES40 = 92	CES65 = 64	CES90 = 80
CES16 = 47	CES41 = 93	CES66 = 60	CES91 = 78
CES17 = 50	CES42 = 86	CES67 = 58	CES92 = 56
CES18 = 56	CES43 = 77	CES68 = 66	CES93 = 73
CES19 = 73	CES44 = 99	CES69 = 75	CES94 = 49
CES20 = 66	CES45 = 85	CES70 = 60	CES95 = 66
CES21 = 87	CES46 = 81	CES71 = 56	CES96 = 76
CES22 = 79	CES47 = 86	CES72 = 85	CES97 = 82
CES23 = 92	CES48 = 75	CES73 = 52	CES98 = 76
CES24 = 91	CES49 = 79	CES74 = 95	CES99 = 64
CES25 = 73	CES50 = 86	CES75 = 60	



Color Rendition by Hue-Angle Bin



Measure Comparisons



(END OF REPORT)